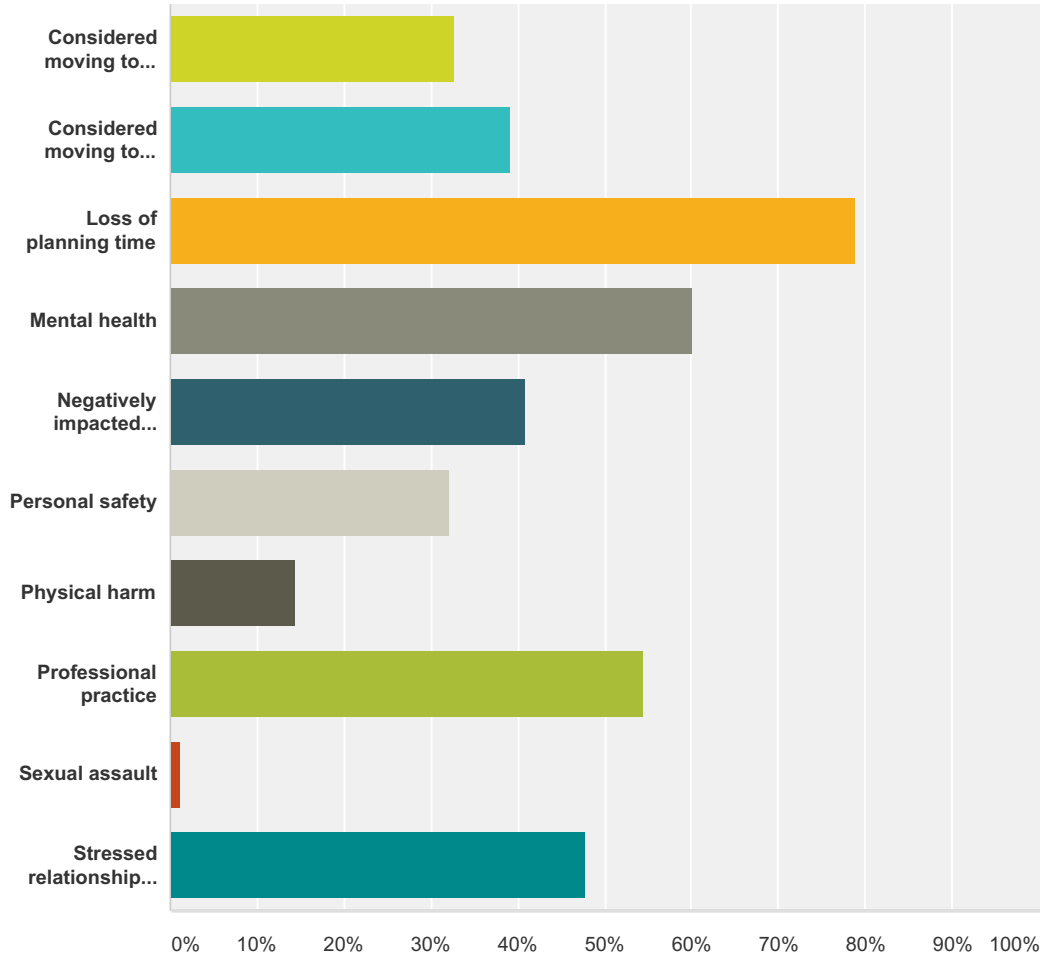


**Q1 Discipline issues affect me in the following ways: (select all that apply)**

Answered: 1,655 Skipped: 166



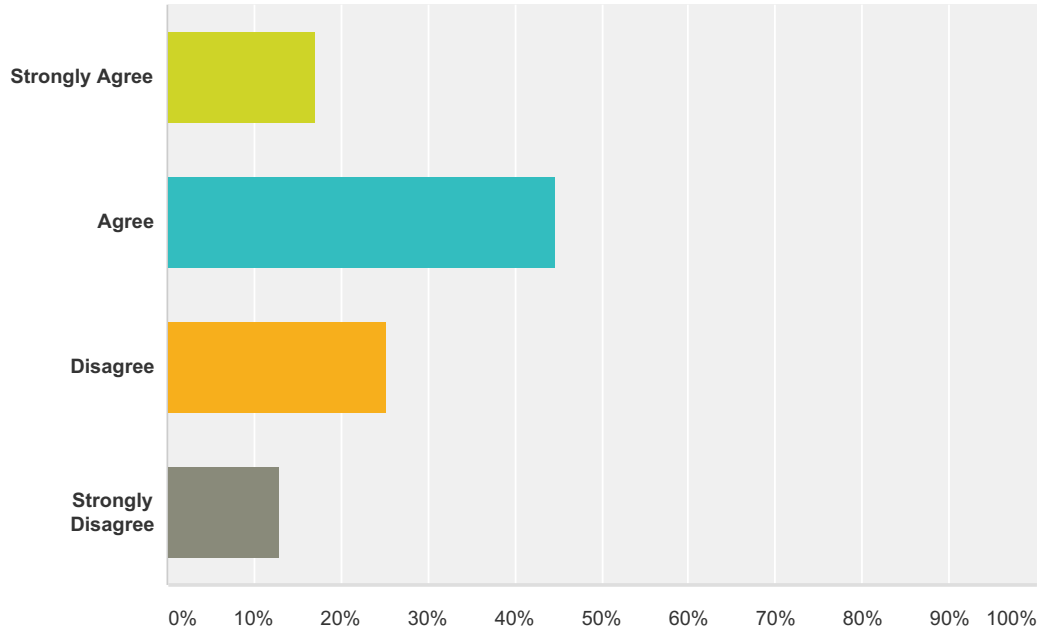
Answer Choices	Responses
Considered moving to another district	32.87% 544
Considered moving to another school	39.21% 649
Loss of planning time	78.91% 1,306
Mental health	60.18% 996
Negatively impacted personal life	40.91% 677
Personal safety	32.21% 533
Physical harm	14.44% 239
Professional practice	54.56% 903
Sexual assault	1.27% 21

# DCTA Discipline Survey

Stressed relationship with administration	47.73%	790
<b>Total Respondents: 1,655</b>		

**Q2 My school fairly disciplines all students regardless of race, color, national origin, religion, sex, gender, or disability.**

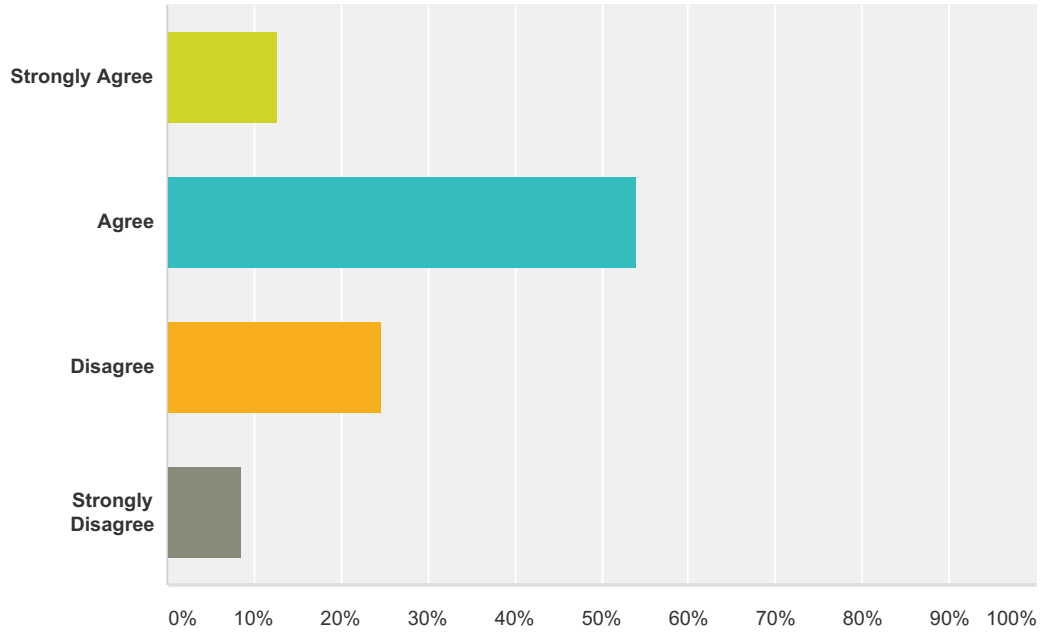
Answered: 1,795 Skipped: 26



Answer Choices	Responses
Strongly Agree	17.10% 307
Agree	44.62% 801
Disagree	25.29% 454
Strongly Disagree	12.98% 233
<b>Total</b>	<b>1,795</b>

**Q3 My school created a discipline plan for the school that is in alignment with DPS’s discipline plan.**

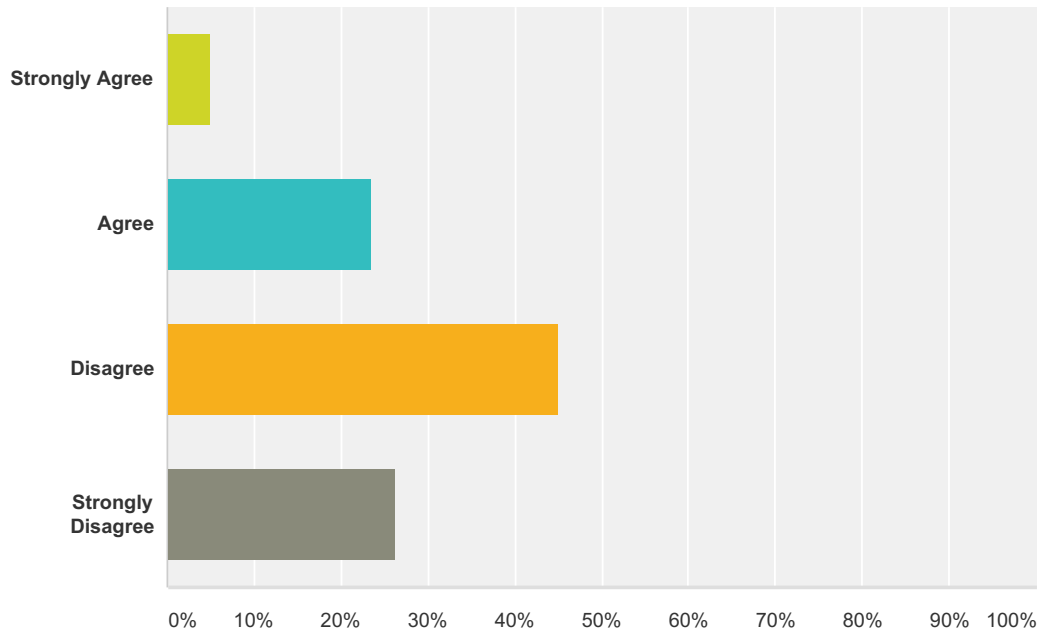
Answered: 1,769 Skipped: 52



Answer Choices	Responses
Strongly Agree	12.66% 224
Agree	54.15% 958
Disagree	24.53% 434
Strongly Disagree	8.65% 153
<b>Total</b>	<b>1,769</b>

**Q4 I had collaborative input in developing my school's discipline plan.**

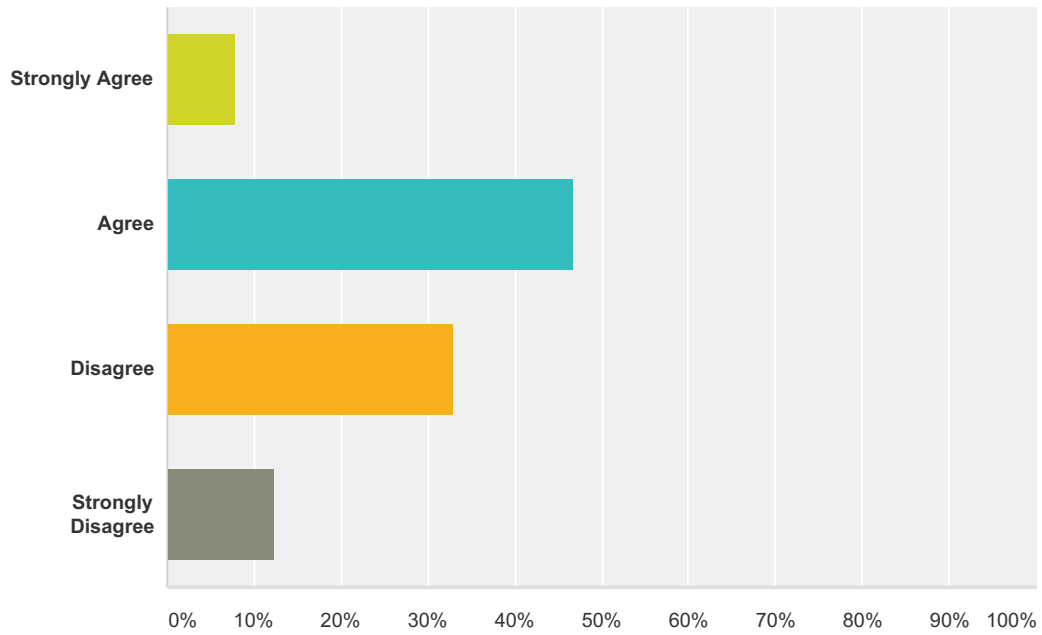
Answered: 1,789 Skipped: 32



Answer Choices	Responses
Strongly Agree	5.03% 90
Agree	23.59% 422
Disagree	45.05% 806
Strongly Disagree	26.33% 471
<b>Total</b>	<b>1,789</b>

**Q5 I have been trained on how to follow my school's discipline plan.**

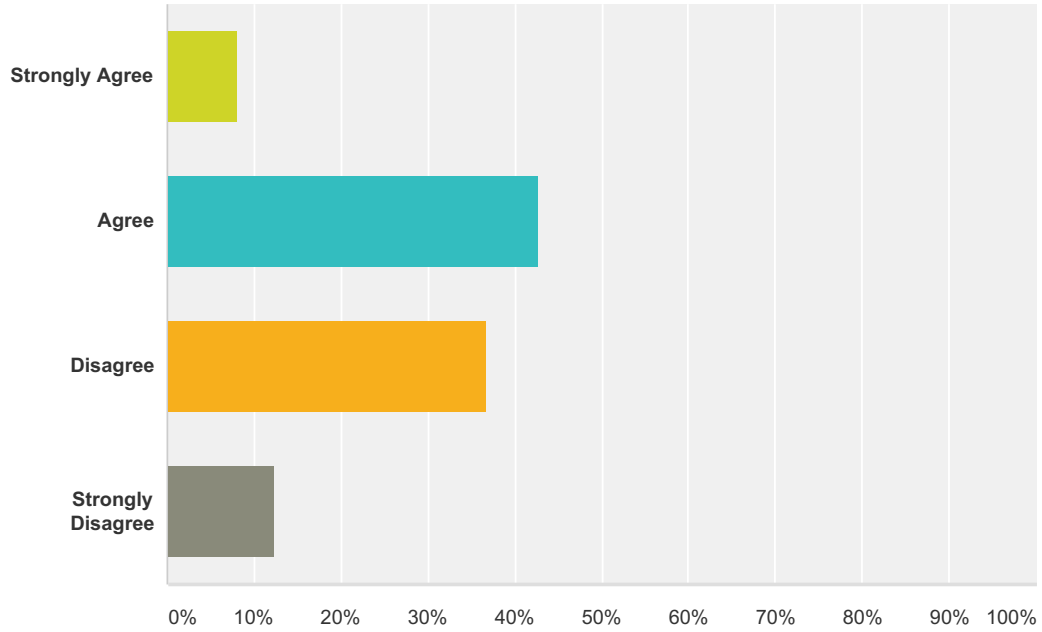
Answered: 1,799 Skipped: 22



Answer Choices	Responses	
Strongly Agree	7.89%	142
Agree	46.75%	841
Disagree	33.02%	594
Strongly Disagree	12.34%	222
<b>Total</b>		<b>1,799</b>

**Q6 When I refer students to my administrators for a discipline issue, it is handled in accordance with my school's discipline plan.**

Answered: 1,700 Skipped: 121

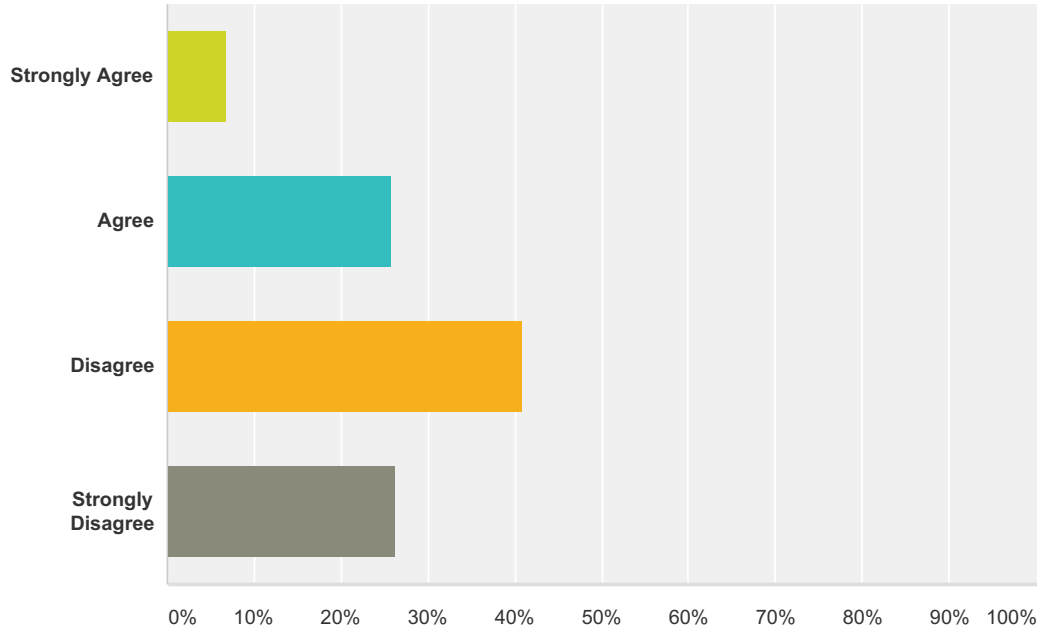


Answer Choices	Responses	Count
Strongly Agree	8.24%	140
Agree	42.76%	727
Disagree	36.76%	625
Strongly Disagree	12.24%	208
<b>Total</b>		<b>1,700</b>

DCTA Discipline Survey

**Q7 I have confidence in my school's discipline plan to effectively address behavioral issues and maintain a quality learning environment.**

Answered: 1,725 Skipped: 96

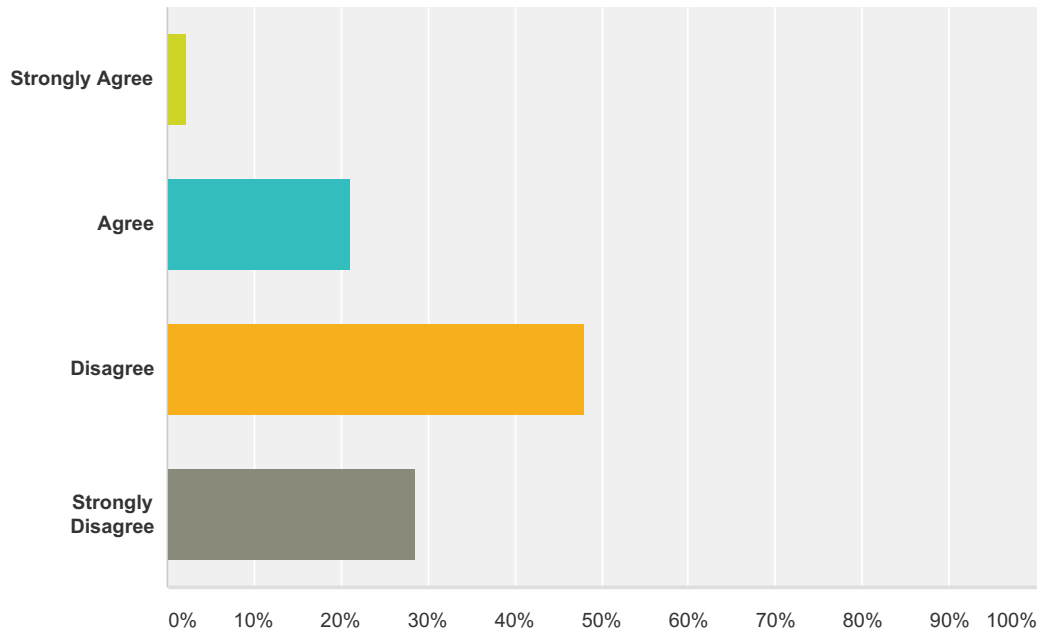


Answer Choices	Responses	Count
Strongly Agree	6.96%	120
Agree	25.97%	448
Disagree	40.87%	705
Strongly Disagree	26.20%	452
<b>Total</b>		<b>1,725</b>



**Q8 The DPS discipline system effectively improves student behavior.**

Answered: 1,685 Skipped: 136

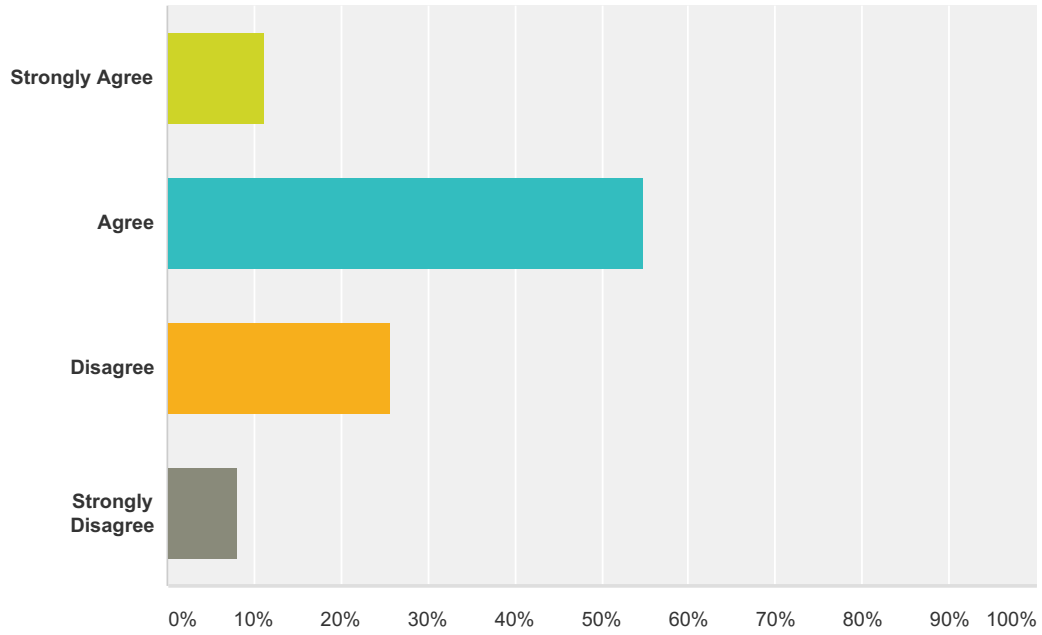


Answer Choices	Responses	
Strongly Agree	2.31%	39
Agree	21.07%	355
Disagree	48.07%	810
Strongly Disagree	28.55%	481
<b>Total</b>		<b>1,685</b>

# DCTA Discipline Survey

## Q9 Students are safe in my school.

Answered: 1,730 Skipped: 91

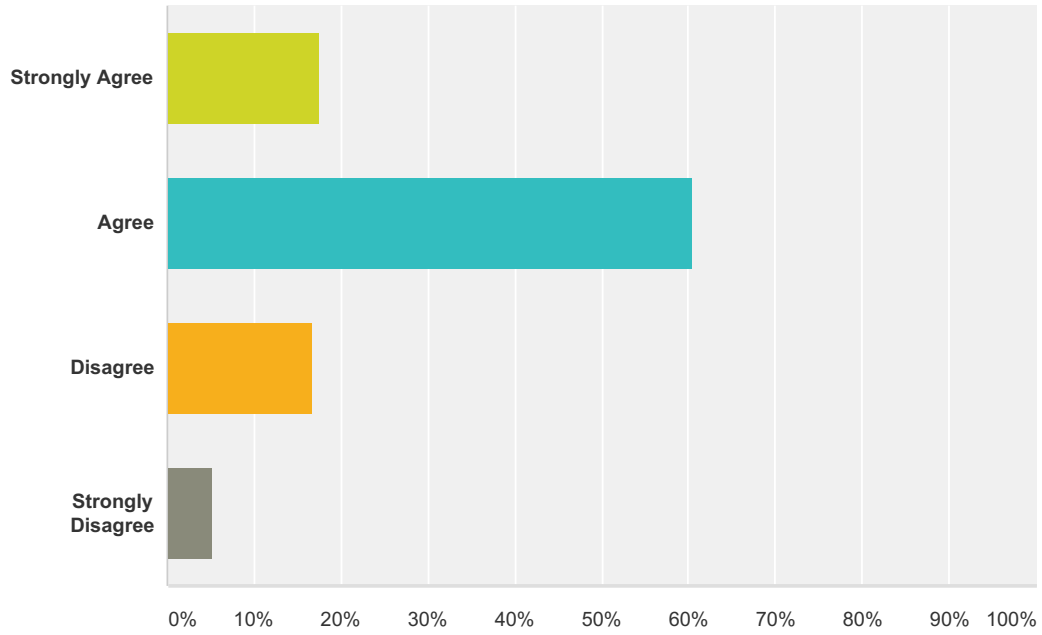


Answer Choices	Responses
Strongly Agree	11.21% 194
Agree	54.97% 951
Disagree	25.66% 444
Strongly Disagree	8.15% 141
<b>Total</b>	<b>1,730</b>

# DCTA Discipline Survey

## Q10 I feel safe in my school.

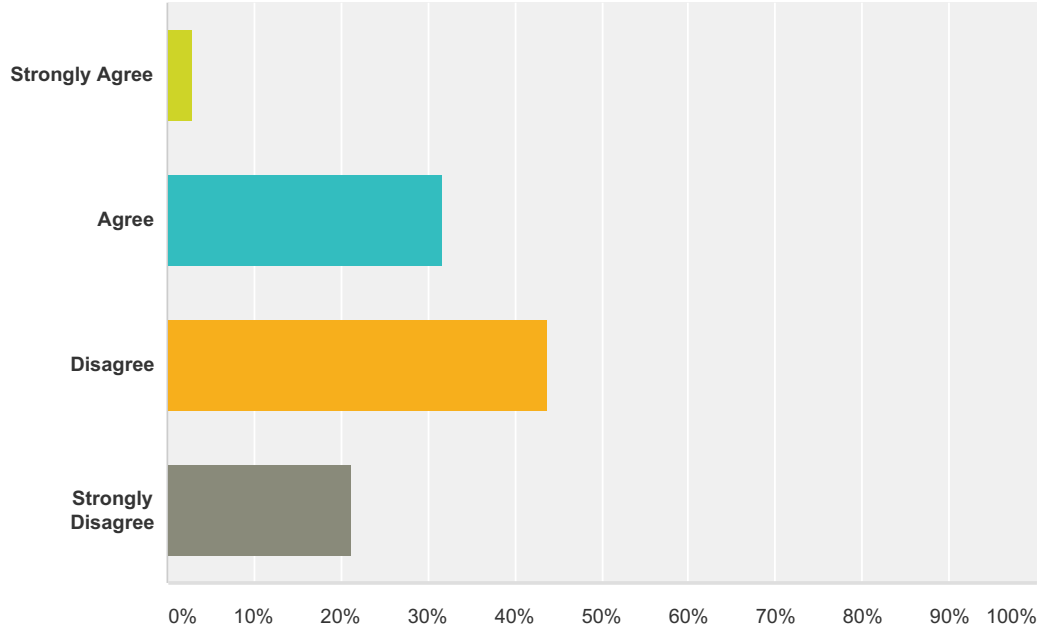
Answered: 1,733 Skipped: 88



Answer Choices	Responses
Strongly Agree	17.60% 305
Agree	60.47% 1,048
Disagree	16.73% 290
Strongly Disagree	5.19% 90
<b>Total</b>	<b>1,733</b>

**Q11 I feel DPS' discipline system puts all students first, allowing for a quality learning environment.**

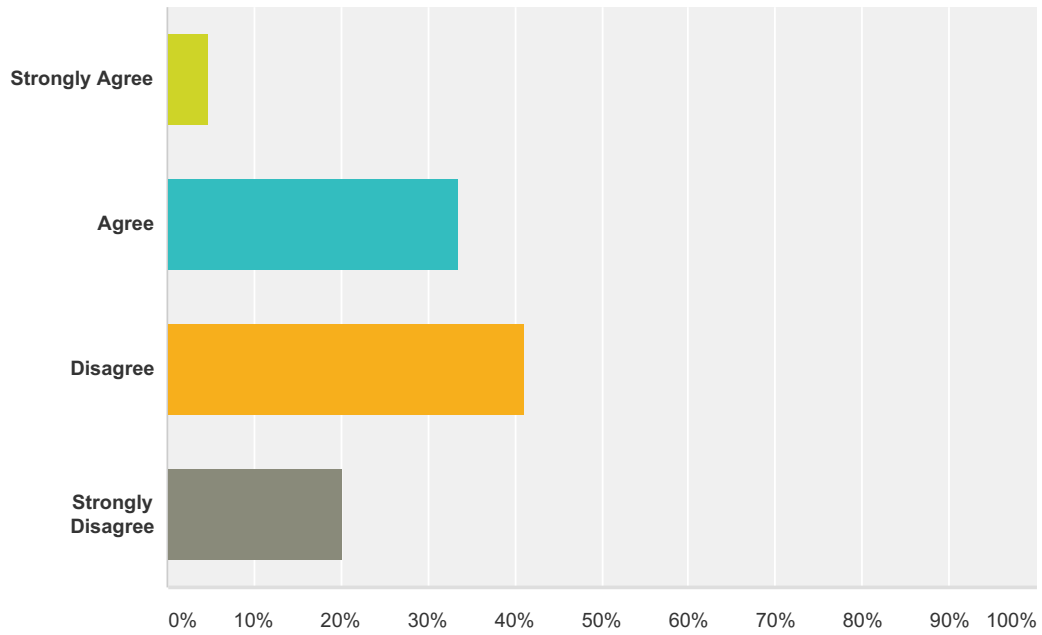
Answered: 1,636 Skipped: 185



Answer Choices	Responses
Strongly Agree	3.00% 49
Agree	31.72% 519
Disagree	43.89% 718
Strongly Disagree	21.39% 350
<b>Total</b>	<b>1,636</b>

**Q12 In my school all discipline issues are properly documented.**

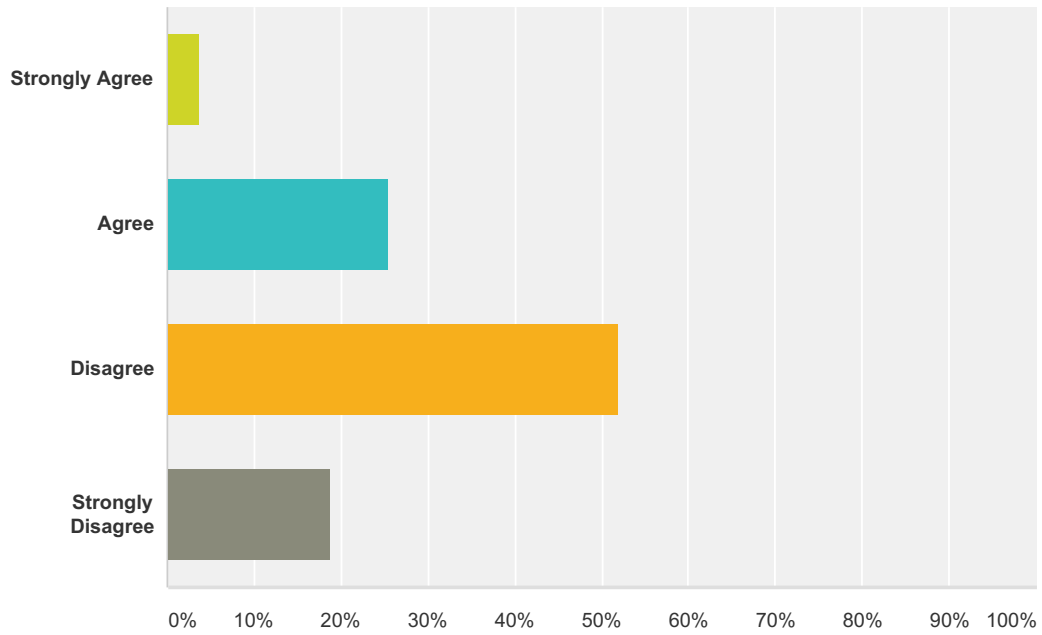
Answered: 1,633 Skipped: 188



Answer Choices	Responses	Count
Strongly Agree	4.90%	80
Agree	33.68%	550
Disagree	41.21%	673
Strongly Disagree	20.21%	330
<b>Total</b>		<b>1,633</b>

**Q13 I am directed to follow questionable reporting practices for discipline issues.**

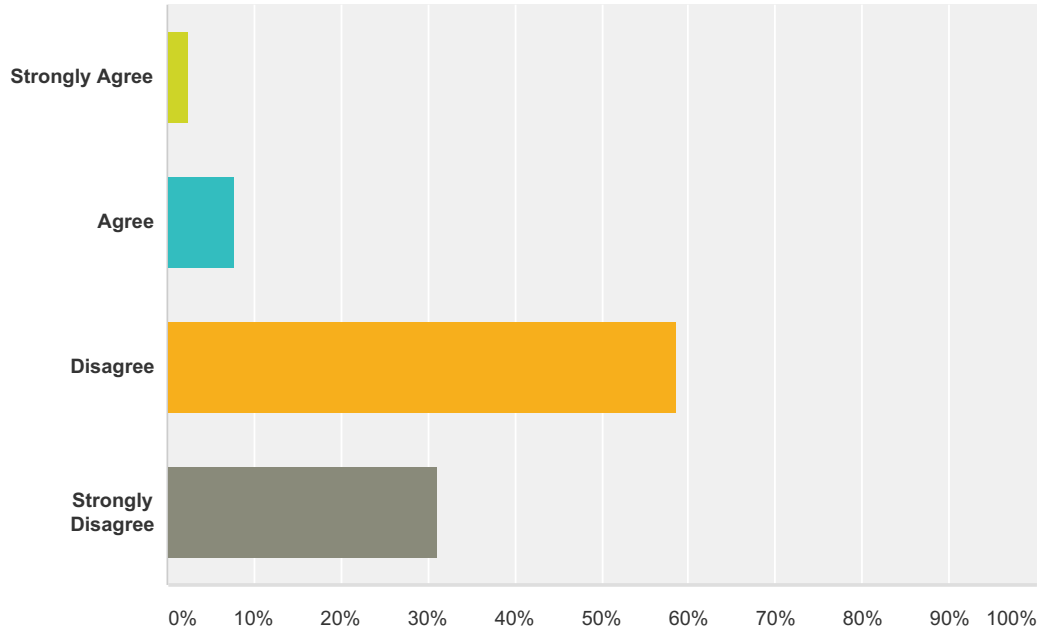
Answered: 1,598 Skipped: 223



Answer Choices	Responses	
Strongly Agree	3.82%	61
Agree	25.41%	406
Disagree	51.94%	830
Strongly Disagree	18.84%	301
<b>Total</b>		<b>1,598</b>

**Q14 My administration has removed student behavior reports I entered from Infinite Campus.**

Answered: 1,569 Skipped: 252

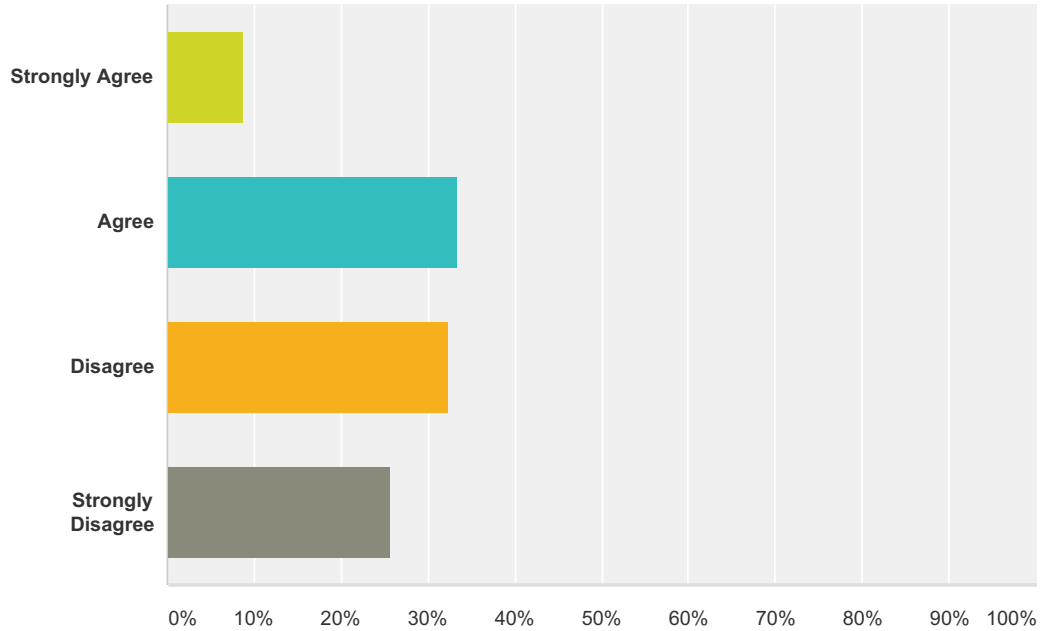


Answer Choices	Responses	
Strongly Agree	2.55%	40
Agree	7.65%	120
Disagree	58.70%	921
Strongly Disagree	31.10%	488
<b>Total</b>		<b>1,569</b>

# DCTA Discipline Survey

## Q15 Based on how discipline is handled at my school, I would feel confident sending my child to my school.

Answered: 1,654 Skipped: 167

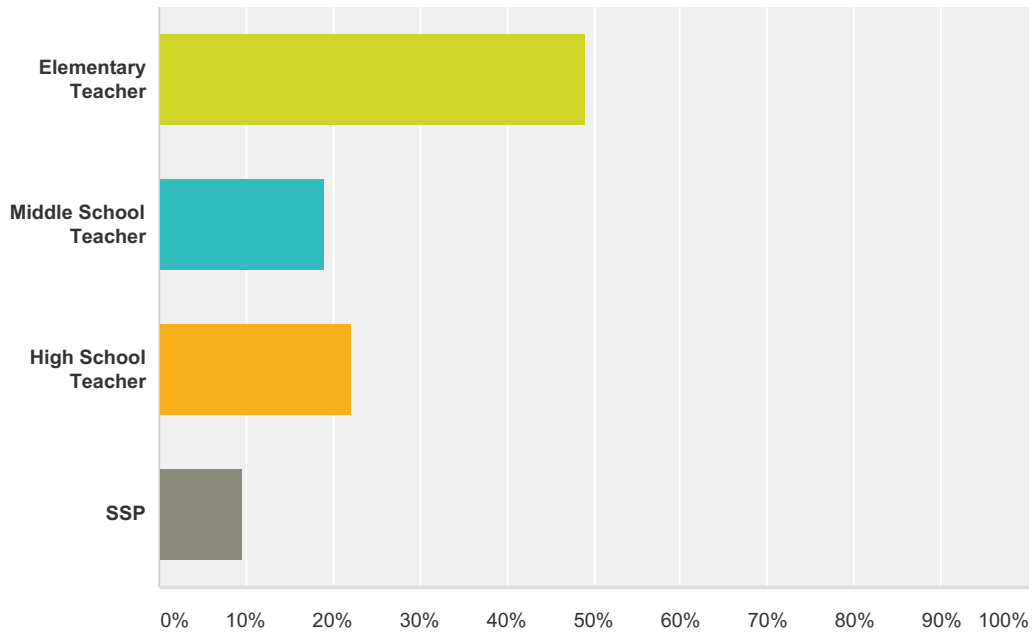


Answer Choices	Responses
Strongly Agree	8.71% 144
Agree	33.31% 551
Disagree	32.41% 536
Strongly Disagree	25.57% 423
<b>Total</b>	<b>1,654</b>



### Q16 Which of the following best describes you?

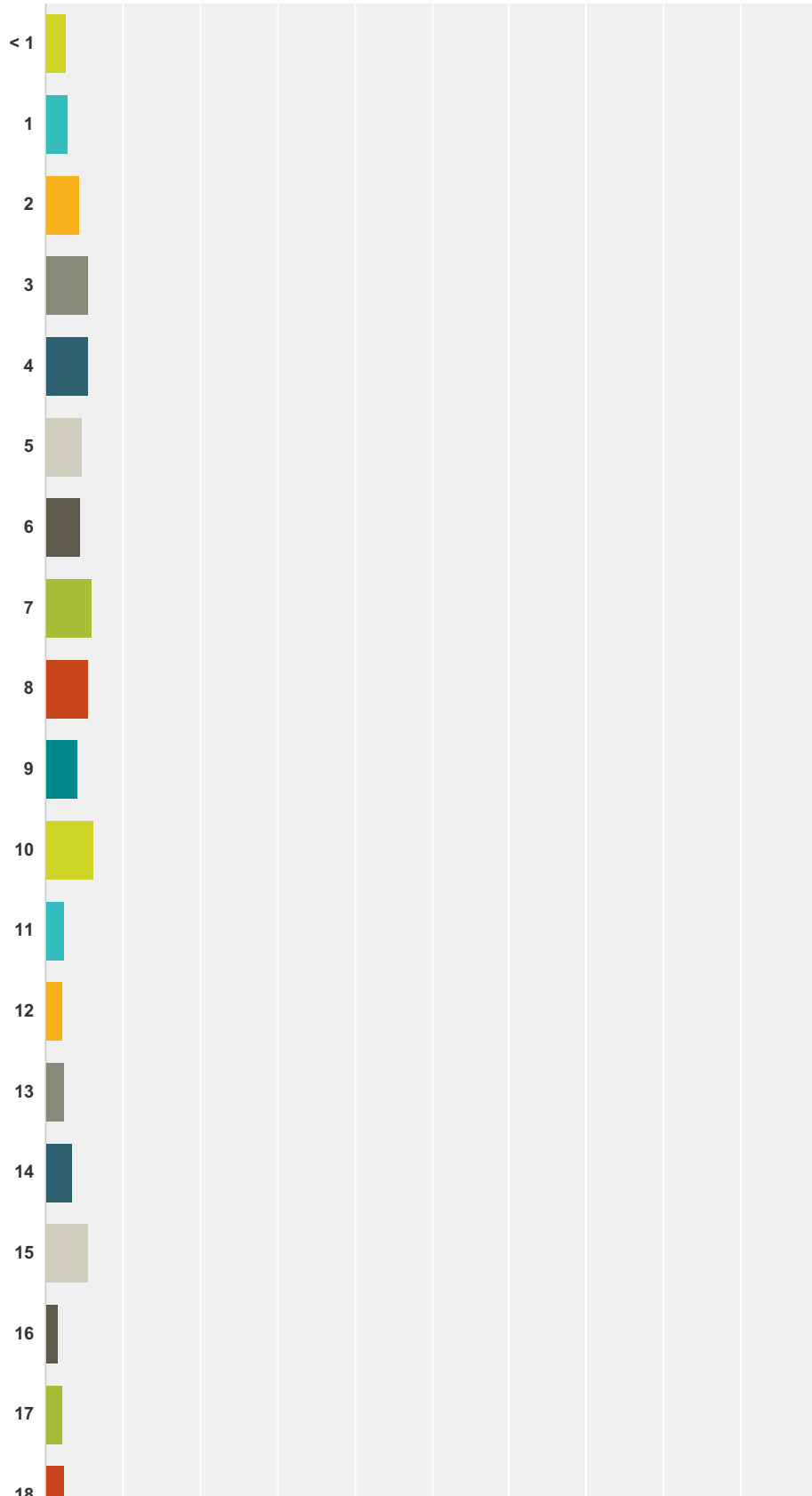
Answered: 1,670 Skipped: 151



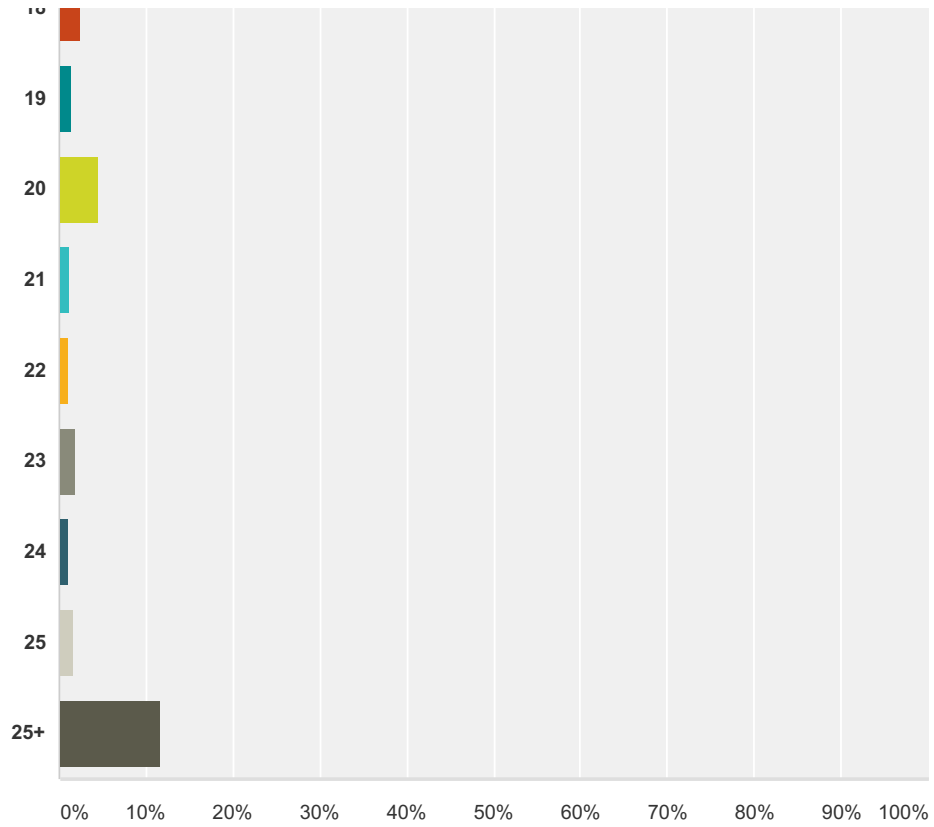
Answer Choices	Responses	
Elementary Teacher	49.16%	821
Middle School Teacher	19.04%	318
High School Teacher	22.10%	369
SSP	9.70%	162
<b>Total</b>		<b>1,670</b>

### Q17 How many years experience do you have teaching?

Answered: 1,639 Skipped: 182



## DCTA Discipline Survey



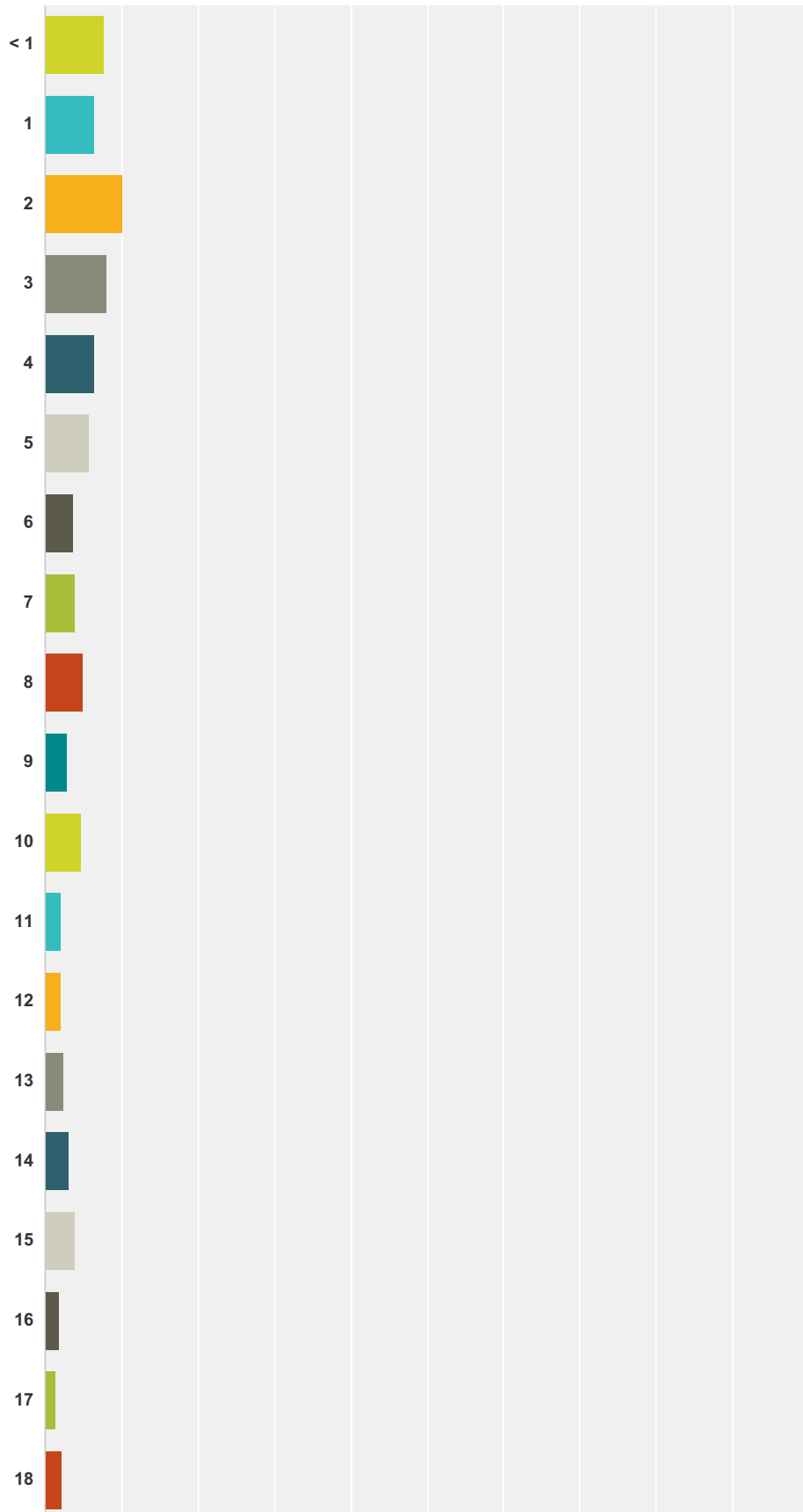
Answer Choices	Responses	
< 1	2.75%	45
1	2.99%	49
2	4.33%	71
3	5.67%	93
4	5.61%	92
5	4.76%	78
6	4.51%	74
7	5.98%	98
8	5.55%	91
9	4.15%	68
10	6.35%	104
11	2.44%	40
12	2.20%	36
13	2.50%	41
14	3.48%	57

## DCTA Discipline Survey

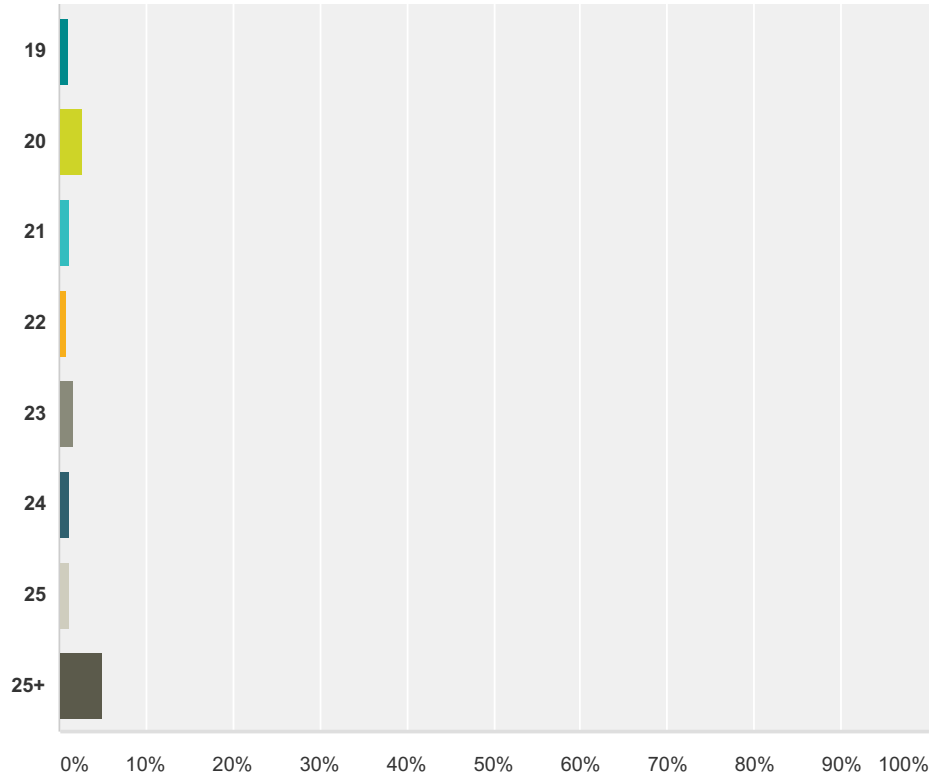
15	5.67%	93
16	1.77%	29
17	2.32%	38
18	2.44%	40
19	1.40%	23
20	4.58%	75
21	1.16%	19
22	1.10%	18
23	1.83%	30
24	0.98%	16
25	1.77%	29
25+	11.71%	192
<b>Total</b>		<b>1,639</b>

### Q18 How many years experience in DPS?

Answered: 1,630 Skipped: 191



## DCTA Discipline Survey



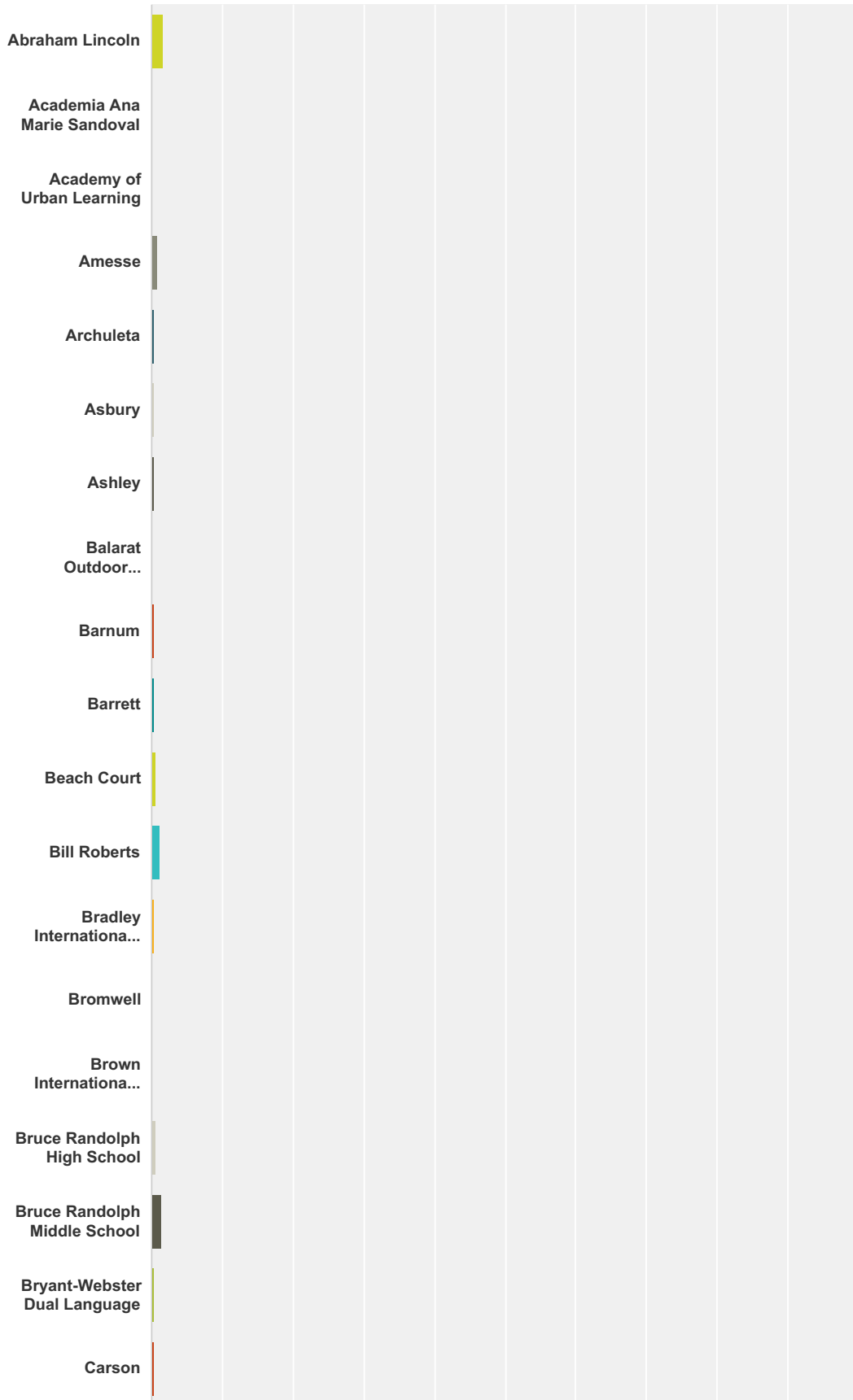
Answer Choices	Responses	
< 1	7.79%	127
1	6.44%	105
2	10.25%	167
3	8.16%	133
4	6.56%	107
5	5.77%	94
6	3.68%	60
7	3.99%	65
8	5.03%	82
9	3.01%	49
10	4.72%	77
11	2.15%	35
12	2.02%	33
13	2.45%	40
14	3.19%	52
15	4.05%	66

## DCTA Discipline Survey

16	1.90%	31
17	1.53%	25
18	2.33%	38
19	1.10%	18
20	2.64%	43
21	1.29%	21
22	0.92%	15
23	1.60%	26
24	1.17%	19
25	1.23%	20
25+	5.03%	82
<b>Total</b>		<b>1,630</b>

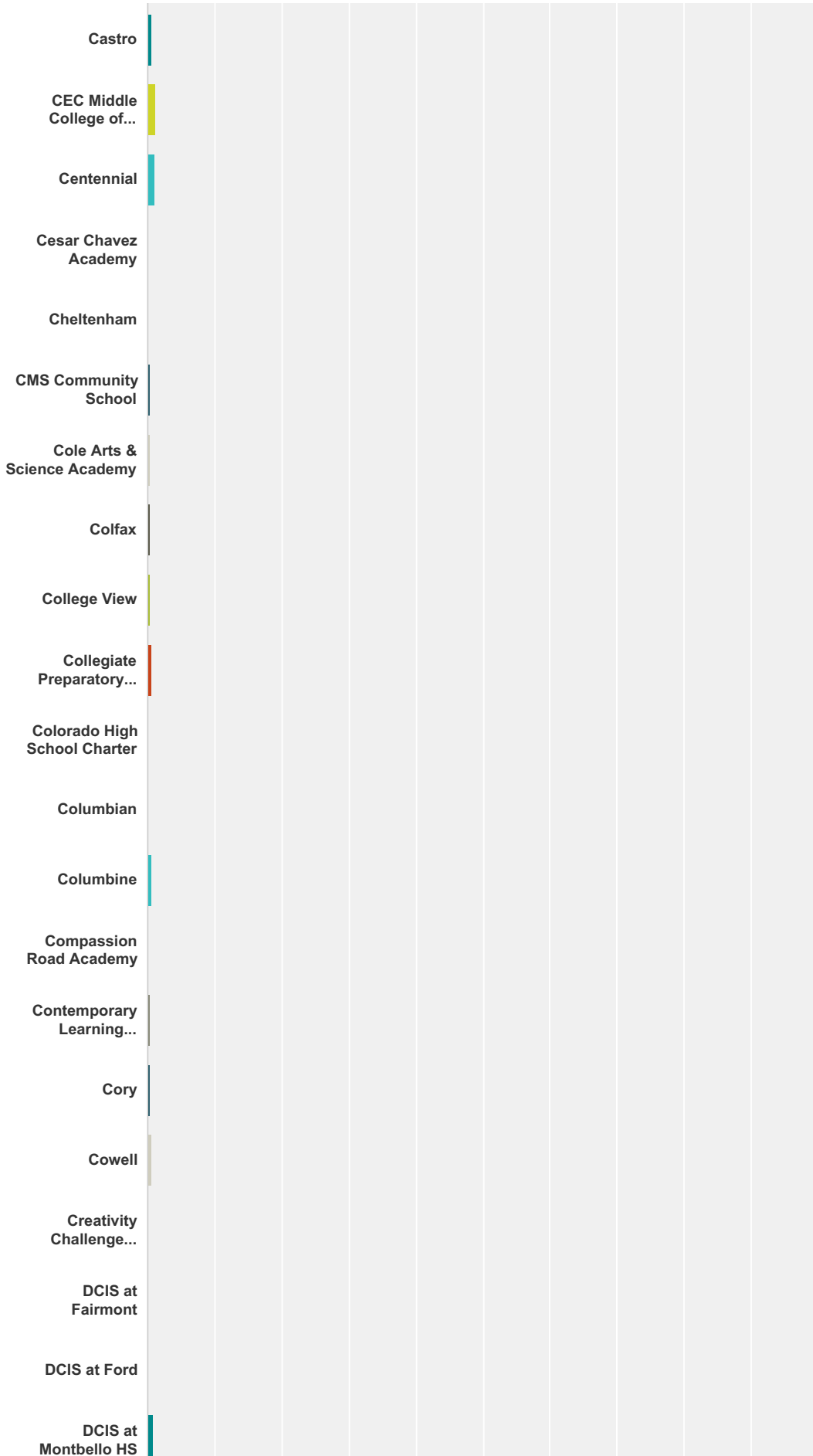
### Q19 Where are you currently teaching?

Answered: 1,378 Skipped: 443






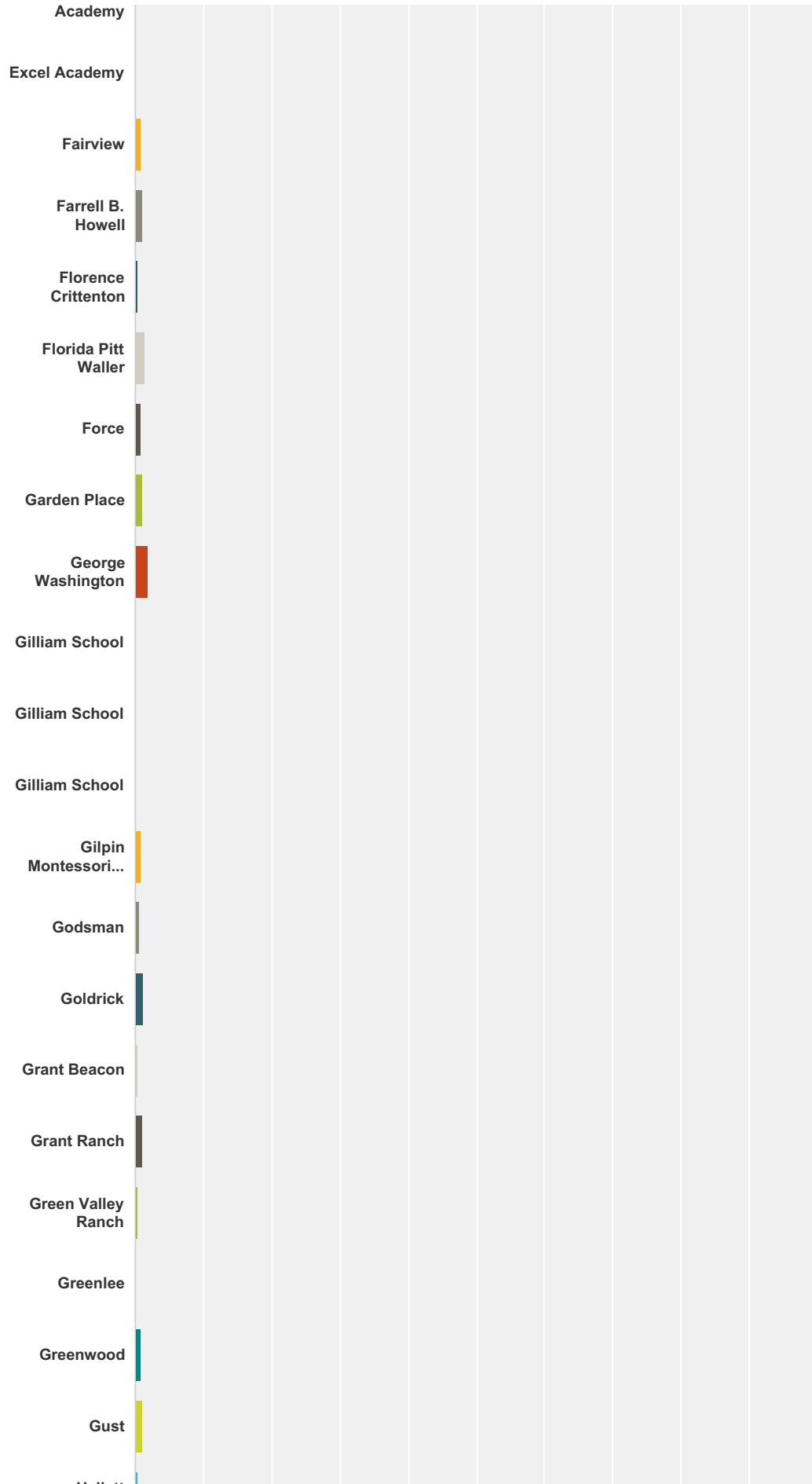
# DCTA Discipline Survey



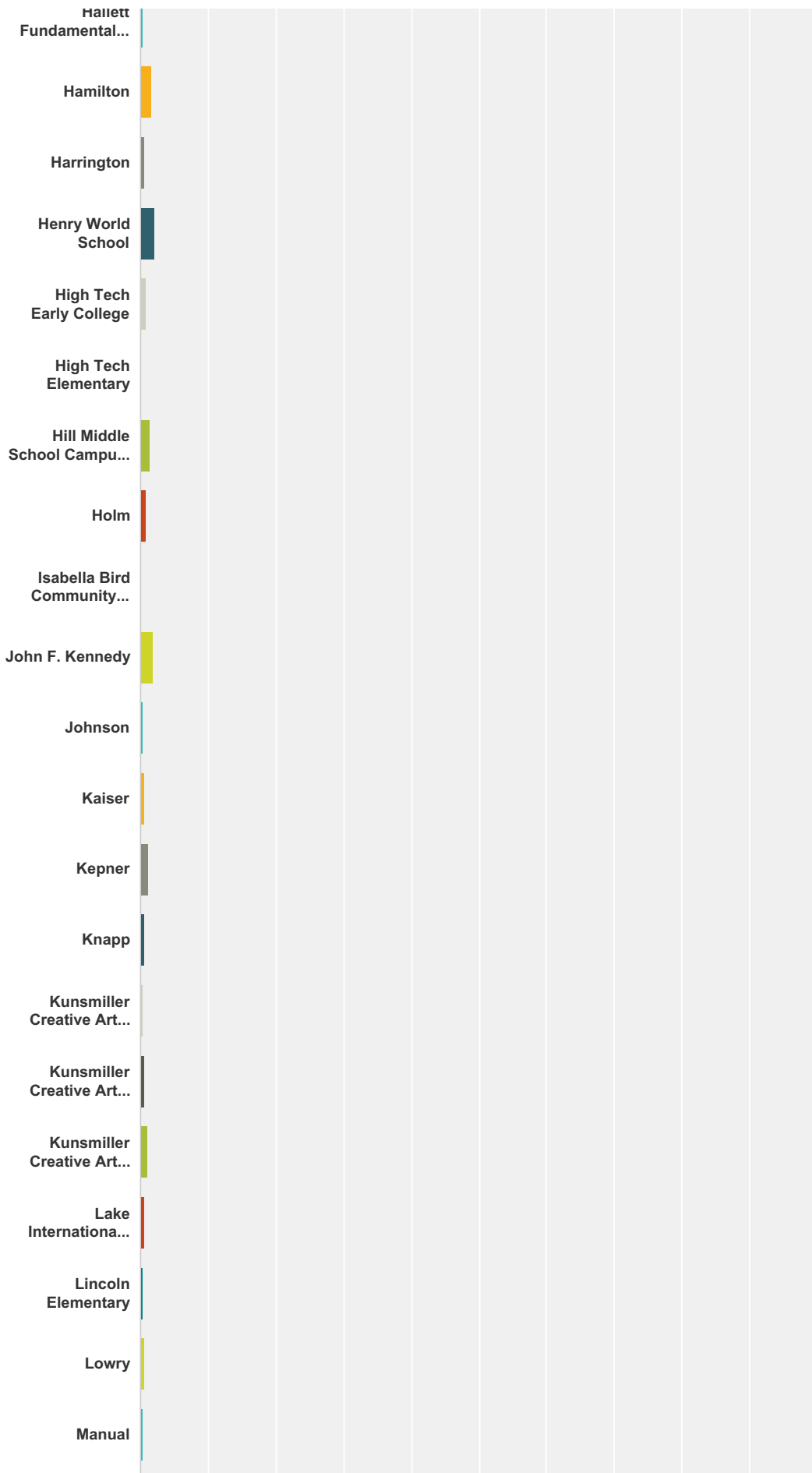
# DCTA Discipline Survey



# DCTA Discipline Survey



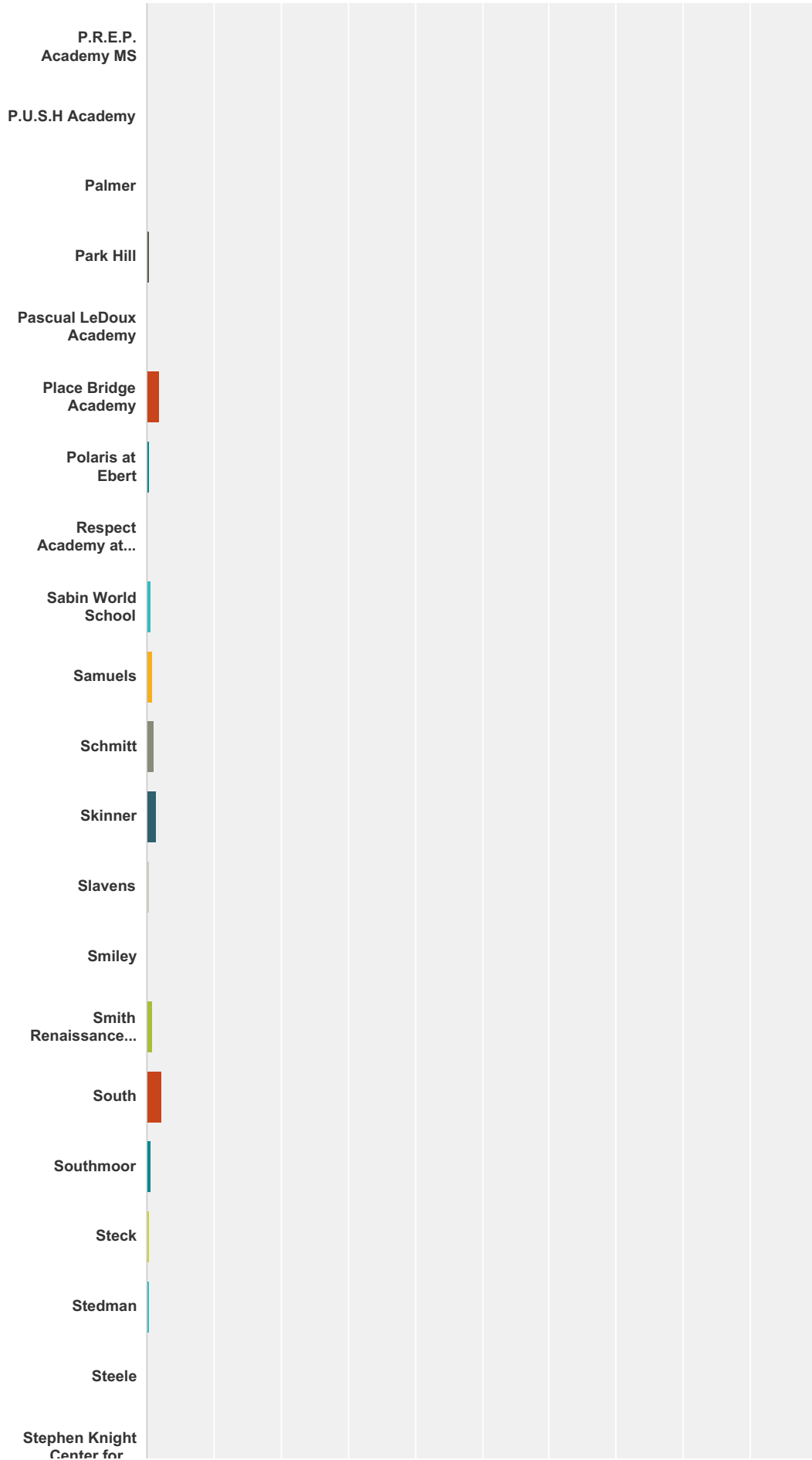
# DCTA Discipline Survey



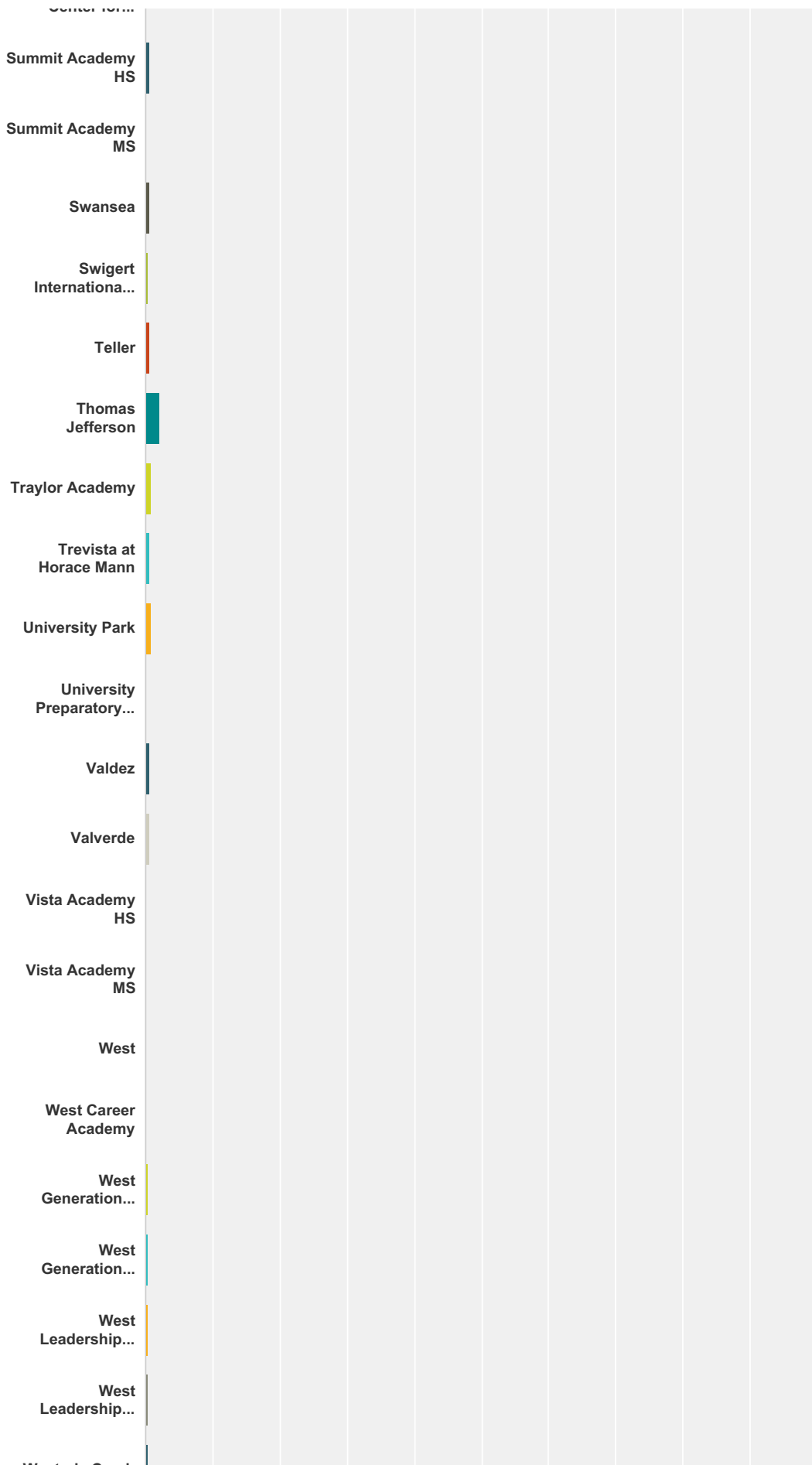
# DCTA Discipline Survey



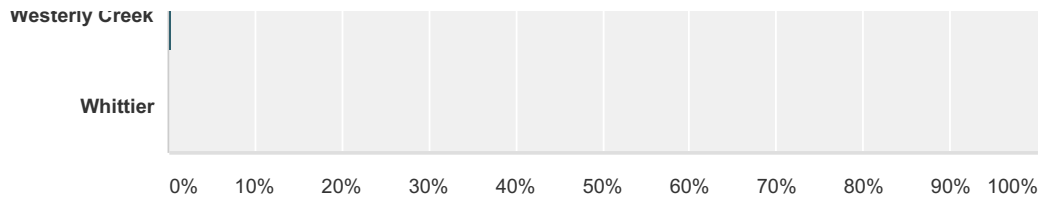
# DCTA Discipline Survey



# DCTA Discipline Survey



## DCTA Discipline Survey



Answer Choices	Responses	
Abraham Lincoln	1.60%	22
Academia Ana Marie Sandoval	0.07%	1
Academy of Urban Learning	0.00%	0
Amesse	0.87%	12
Archuleta	0.51%	7
Asbury	0.51%	7
Ashley	0.36%	5
Balarat Outdoor Education Center	0.00%	0
Barnum	0.44%	6
Barrett	0.51%	7
Beach Court	0.58%	8
Bill Roberts	1.23%	17
Bradley International School	0.51%	7
Bromwell	0.29%	4
Brown International Academy	0.29%	4
Bruce Randolph High School	0.73%	10
Bruce Randolph Middle School	1.38%	19
Bryant-Webster Dual Language	0.51%	7
Carson	0.51%	7
Castro	0.58%	8
CEC Middle College of Denver	1.23%	17
Centennial	1.09%	15
Cesar Chavez Academy	0.00%	0
Cheltenham	0.29%	4
CMS Community School	0.36%	5
Cole Arts & Science Academy	0.51%	7



## DCTA Discipline Survey

Colfax	0.36%	5
College View	0.51%	7
Collegiate Preparatory Academy at Noel	0.73%	10
Colorado High School Charter	0.07%	1
Columbian	0.29%	4
Columbine	0.58%	8
Compassion Road Academy	0.22%	3
Contemporary Learning Academy High School	0.36%	5
Cory	0.51%	7
Cowell	0.73%	10
Creativity Challenge Community (C3)	0.22%	3
DCIS at Fairmont	0.22%	3
DCIS at Ford	0.15%	2
DCIS at Montbello HS	0.87%	12
DCIS at Montbello MS	0.80%	11
Denison Montessori	0.65%	9
Denver Center for 21st-Century Learning at Wyman HS	0.22%	3
Denver Center For International Studies HS	0.44%	6
Denver Center For International Studies MS	0.58%	8
Denver Green School	0.44%	6
Denver Language School	0.00%	0
Denver Online High School	0.00%	0
Denver Public Montessori HS	0.00%	0
Denver Public Montessori MS	0.07%	1
Denver School of the Arts HS	0.80%	11
Denver School of the Arts MS	0.00%	0
Dora Moore	0.58%	8
Doull	0.87%	12
Eagleton	1.16%	16
East	2.03%	28
Edison	0.36%	5
Ellis	0.58%	8

## DCTA Discipline Survey

Emily Griffith High School	0.29%	4
Emily Griffith Technical College	0.00%	0
Escalante-Biggs Academy	0.15%	2
Excel Academy	0.29%	4
Fairview	0.80%	11
Farrell B. Howell	1.02%	14
Florence Crittenton	0.36%	5
Florida Pitt Waller	1.38%	19
Force	0.87%	12
Garden Place	1.09%	15
George Washington	1.96%	27
Gilliam School	0.00%	0
Gilliam School	0.00%	0
Gilliam School	0.07%	1
Gilpin Montessori Public School	0.87%	12
Godsman	0.65%	9
Goldrick	1.31%	18
Grant Beacon	0.36%	5
Grant Ranch	1.09%	15
Green Valley Ranch	0.51%	7
Greenlee	0.29%	4
Greenwood	0.80%	11
Gust	1.09%	15
Hallett Fundamental Academy	0.44%	6
Hamilton	1.60%	22
Harrington	0.65%	9
Henry World School	2.03%	28
High Tech Early College	0.87%	12
High Tech Elementary	0.07%	1
Hill Middle School Campus of Arts & Sciences	1.45%	20
Holm	0.87%	12
Isabella Bird Community School	0.22%	3

## DCTA Discipline Survey

John F. Kennedy	1.81%	25
Johnson	0.36%	5
Kaiser	0.58%	8
Kepner	1.23%	17
Knapp	0.73%	10
Kunsmiller Creative Arts Academy ES	0.36%	5
Kunsmiller Creative Arts Academy HS	0.58%	8
Kunsmiller Creative Arts Academy MS	0.94%	13
Lake International School	0.65%	9
Lincoln Elementary	0.44%	6
Lowry	0.73%	10
Manual	0.51%	7
Marrama	0.87%	12
Martin Luther King Jr. Early College HS	0.87%	12
Martin Luther King, Jr. Early College MS	0.87%	12
Math and Science Leadership Academy	0.29%	4
Maxwell	0.44%	6
McAuliffe International School	0.58%	8
McGlone	0.73%	10
McKinley-Thatcher	0.00%	0
McMeen	0.87%	12
Merrill	1.02%	14
Montbello	0.00%	0
Montclair School of Academics & Enrichment	0.22%	3
Morey	1.38%	19
Munroe	0.73%	10
Newlon	0.44%	6
Noel Community Arts School HS	0.44%	6
Noel Community Arts School MS	0.36%	5
North	1.23%	17
North High School Engagement Center	0.15%	2

## DCTA Discipline Survey

Oakland	2.03%	28
P.R.E.P. Academy HS	0.44%	6
P.R.E.P. Academy MS	0.15%	2
P.U.S.H Academy	0.22%	3
Palmer	0.29%	4
Park Hill	0.44%	6
Pascual LeDoux Academy	0.07%	1
Place Bridge Academy	1.81%	25
Polaris at Ebert	0.36%	5
Respect Academy at Lincoln	0.07%	1
Sabin World School	0.65%	9
Samuels	0.80%	11
Schmitt	0.94%	13
Skinner	1.45%	20
Slavens	0.36%	5
Smiley	0.00%	0
Smith Renaissance School	0.80%	11
South	2.39%	33
Southmoor	0.65%	9
Steck	0.51%	7
Stedman	0.44%	6
Steele	0.15%	2
Stephen Knight Center for Early Education	0.07%	1
Summit Academy HS	0.58%	8
Summit Academy MS	0.15%	2
Swansea	0.65%	9
Swigert International School	0.36%	5
Teller	0.65%	9
Thomas Jefferson	2.10%	29
Traylor Academy	0.87%	12
Trevista at Horace Mann	0.73%	10
University Park	0.80%	11

## DCTA Discipline Survey

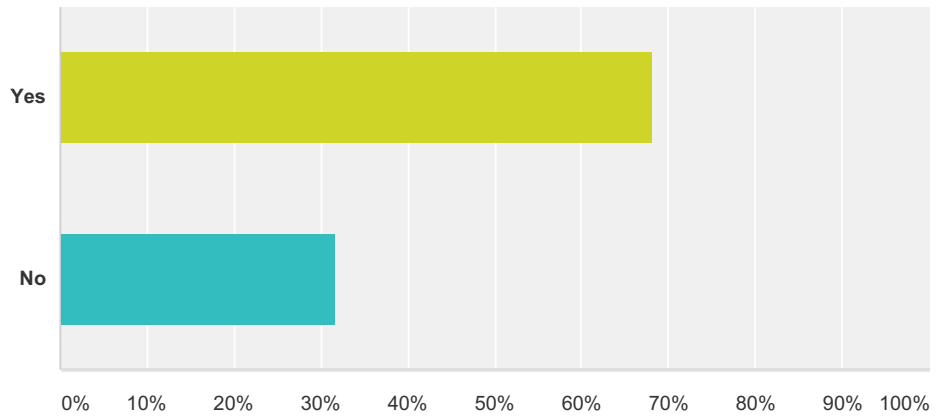
University Preparatory School	0.00%	0
Valdez	0.65%	9
Valverde	0.58%	8
Vista Academy HS	0.22%	3
Vista Academy MS	0.00%	0
West	0.22%	3
West Career Academy	0.15%	2
West Generation Academy HS	0.36%	5
West Generation Academy MS	0.36%	5
West Leadership Academy HS	0.44%	6
West Leadership Academy MS	0.36%	5
Westerly Creek	0.44%	6
Whittier	0.07%	1
<b>Total</b>		<b>1,378</b>

**Q20 Share additional or specific information about your experiences with discipline issues in DPS.**

Answered: 636 Skipped: 1,185

### Q21 Can DCTA count on you to take action to improve discipline issues?

Answered: 1,398 Skipped: 423



Answer Choices	Responses
Yes	68.17% 953
No	31.83% 445
<b>Total</b>	<b>1,398</b>

# DCTA Discipline Survey

## Q22 Name:

Answered: 379 Skipped: 1,442



DCTA Discipline Survey

**Q23 Personal Email:**

Answered: 367 Skipped: 1,454